

Warranty conditions - GENERAL CONDITIONS OF SALE

The manufacturer warrants that their products will be free from defects of workmanship for 2 years from the date of purchase, excluding from warranty that damage caused from delivery, misuse or normal wear and tear incurred during use.

- Warranty will neither include damage caused from electric discharge or inappropriate use of the material. Warranty will be void in case of external factors such as power surge or power fall, use of inappropriate or prohibited accessories, damage caused by accident, abuse, misuse, liquid contact, fire or inaccurate operation carried on by the final customer or third parties not authorized by the manufacturer.

- The responsibility of the manufacturer will be limited to substitute or repair the faulty parts during the warranty period. Under no circumstances the manufacturer will be responsible for damages or loss beyond the value of the equipment itself, the loss of animals, equipment or lost time.

- Similarly, the manufacturer accepts no judicial responsibility for malfunctions or accidents and everything that might arise directly or indirectly from the misuse of our materials, whether in warranty or not.

- During the warranty period, in case of return for repair, customers will have to make their own arrangements through any postal carrier and pay the freight. The manufacturer will send the goods back to the customer prepaying the shipment.

- Faulty products will be repaired or replaced according to the validity of the warranty. In case of claim, purchase invoice, original wrapping and manuals will be required.

- Warranty will be void in case of product opening or manipulation. In order to ensure the warranty validity, all repairs must be carried on by qualified staff from the manufacturer company.

- This warranty does not include the repair and replacement of products from other companies, nor replaceable parts such as antenna or lid. These products will only have the warranty offered by their respective manufacturer companies; as long as this subject had not been previously specified.

- In case of any malfunction, we advise you to contact our staff and not use the device in order to protect your animal's security.

Date: _____

Reference: _____

S/N: _____

AYAMA SEGUTEL

c/ Montserrat Roig nº18 - 08310 ARGENTONA (Barcelona)

Tel.: (+34) 937 974 759

www.ayama.com comercial@ayama.com

 facebook.com/ayama

 [@ayama](https://twitter.com/ayama)

See the declaration of conformity at:

www.ayama.com/es/ayama-seguteldeclaration-of-conformity.htm

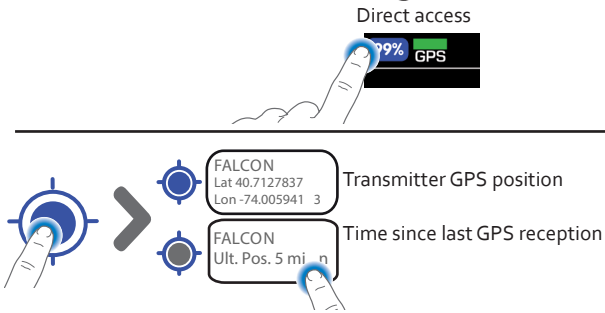


AYAMA


USER MANUAL




Transmitter configuration



Std Recommended mode for hunting, where we spend many hours with the localized bird (in our fist), in this case the transmitter enters a battery saving and detects the exit of the bird passing at a higher rate of positions, similar to HD.

 On-demand mode, the transmitter is in radio-tracking mode and by pressing we will ask you to send us your position.


 Mode to put the transmitter on hold for a time that can be programmed. The transmitter will sleep for the selected time, after this time the transmitter will wake up and continue working. You can also turn it on, when you need it, even if the time has not yet passed.

Technical specifications

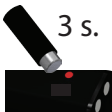
PERP: ≤10 mW
Band UE /AUS/NZ (433.050-434.750 MHz)
Work Temp.: -10 a 50 °C
Stock Temp.: -20 a 70 °C
Weight: 4.2 gr.
Autonomy: 2-3 continuous days (Depending configuration)
Index of protection (mod.barometric): IP40 (**NO WATERPROOF**)

2

Insert in charger



Transmitter ON/OFF



To turn ON/OFF the transmitter just bringing the magnet close to the LED as indicated in the ON/OFF, the LED will green twice when ON and when OFF the LED will violet.

Maintenance

It is important to keep contacts clean to prevent dirt connection failures, these can be cleaned with a damp cloth with alcohol, making sure that no remnants of any kind. The antenna should not be cut or folded to get the maximum range. For correct operation of the altimeter is important to check that the hole is not blocked, if he were Clear it with the tip of a pin.

General information



1